



# BIGHANNA<sup>™</sup> composter

## HANNA BIN TIPPER, BIN LIFT & BINS

The Hanna Bin tipper is designed to fit to the 40 and 80 liter infeed hoppers on the Big Hanna composters. Customized bin lifts are available for our larger sized machines.

### SIZE AND TYPE OF BINS

When a bin is full of only food waste it is much heavier to move than a bin filled with mixed waste. Therefore we recommend using maximum 80 liter bins when only food waste will be put into them.

A bins lifting edges normally vary between different brands of bins. Therefore it is important to specify what bin will be used at the site at order so the binlift is adjusted to the specific bin.

### SUPPLY OF BINS

Together with the bin lift we offer bins in size 60 or 80 liter.

### CLEANING

Handling food waste in general might cause spillage of food waste. When using bins for feeding food waste we recommend you to arrange for cleaning the bins at the installation site.

### SPECIFICATION BIN TIPPER

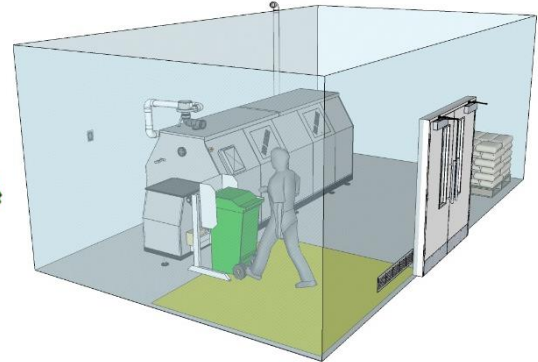
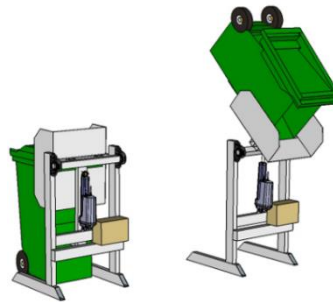
Max load 100 kg  
Electrical supply 230 V, 10 A

### SPECIFICATION BIN LIFT

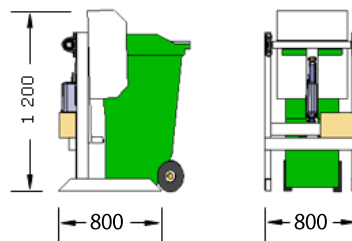
Electrical supply and max load will be specified depending on choice of bin.

### INSTALLATION

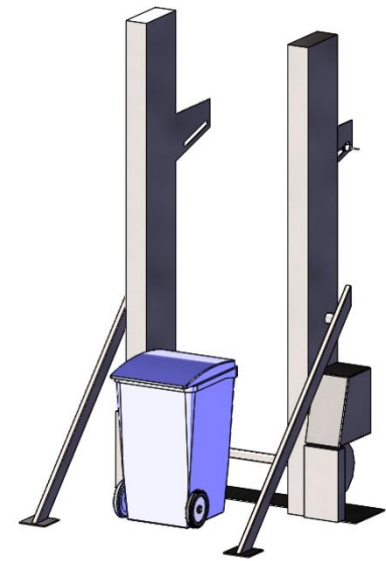
The bin tipper and bin lift need to be anchored in the floor.



### BIN TIPPER



### BIN LIFT



### MODEL T240 WITH BIN TIPPER



### MODEL T120\_40L WITH BIN TIPPER



### MODEL NETER30 WITH BIN LIFT AT EDEN PROJECT

